

# Golf Etiquette & PACE Play

## Arrival

### 30 MINUTES

Players should sign in at the Pro Shop at least 30 minutes before their tee time

Place an identifying mark on your golfball and inform others about the type or color being played



### Checklist:

- Balls & Tees
- Ball Marker
- Gloves
- Water
- Sunscreen
- Hat & Sunglasses
- Scorecard & Pencil
- Snacks

Discuss desired methods to improve pace of play with your foursome:

- Let players that are walking tee off first
- Remove the flag?
- Ready Golf - Hit out of turn
- First group to hole out moves to the next tee
- Players pick up when they reach their max  
*During a recreational "casual" round only*

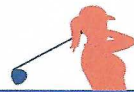


### Tee Box

Bring 2 balls and 2 tees to the tee box in case a provisional is needed

Wait outside the tee box until the prior player has exited

Spot everyone's ball off the tee to reduce searching time for the group



### Fairway




A player has 3 minutes to find a ball upon arriving at the general area where the ball was spotted.

If not found within 3 minutes, the ball is "LOST"


To save time, plan your next shot while observing the scene on approach instead of when you get to the ball.

Look at distance markers, lie, elevation, etc.



Practice good golf cart management.

- Drop your cartmate off at their ball and then drive to yours
- Don't wait in the cart while your cartmate hits,
- Get out and walk to your ball with a few clubs



To save time, take multiple clubs to your ball instead of having to walk back to the cart

Be prepared for your turn. Be at your ball with your clubs. As soon as you hear the other player hit; begin your pre-shot routine



Keep the pre-shot routine to less than **45 seconds** from the time you pull your club until you hit the ball

### Take no more than 2 practice swings

Don't take your eyes off your ball. Spot your ball all the way to the end of the roll



To save time, stay within one stroke of the group in front (not behind) to avoid being "out of position"

Replace divots or repair with sand/seed mixture from the cart

Avoid walking into the bunker from the high side. This can damage the bunker. Instead, enter on the low side

Before hitting, bring the rake with you into the bunker. After you hit, rake as you walk out.



After raking, leave the rake **OUTSIDE** the bunker on the edge parallel to play

### Bunker

### Green



Drive the cart to the side or back of the green so your group can quickly move to the next tee

Place clubs between you and the cart so they are not forgotten

Place the ball marker behind the ball and "span" when asked



Repair pitch marks

Don't walk or cast a shadow on another player's putting line

Do not stand to the side of a player while they are putting



Do not stand directly behind the hole while a player is putting



First to hole out replaces the flagstick unless the foursome has agreed... the first two to hole out move on to the next tee

Fill out scorecards after leaving the green



An 18-hole round should be played in 4 1/2 hours or less. Are you up for the challenge?